

Father's Day Card

ideas that stick™



Father's Day Card

What you need



Clog Kids PVA



Glitter Glue



Mini Hot Melt Glue Gun

Purple card

Blue felt sheet

Orange felt sheet

Scissors





Adult required when using Bostik Mini Hot Melt Glue Gun.

Step 1



Print out template provided. Use these as stencils. Trace the t-shirt stencil on paper card, overalls and tool borders on felt sheet.

Step 2



Use Clag Kids PVA to adhere all loose pieces as shown.

Step 3



Time to decorate the card! Attach buttons to the card with Bostik Mini Hot Melt Glue Gun. Decorate the card and tools with Bostik Glitter Glue.

Step 4




Once glitter glues are dried, write a special note to your dad and give him the best surprise ever!





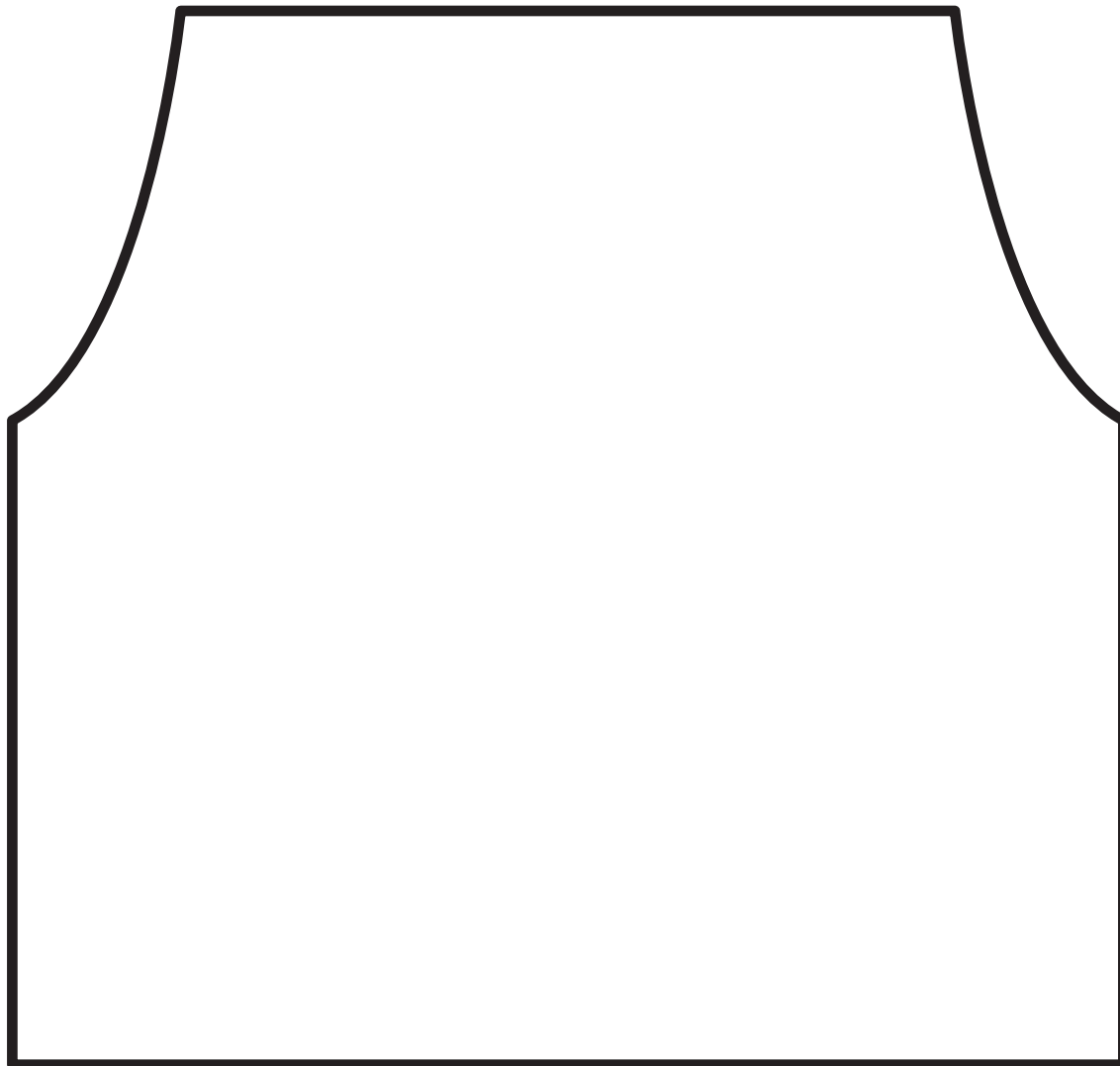

- - - - - Fold
- Cut
- Glue

T-shirt





Overalls








Overalls' pocket



Tools





Tools' border

